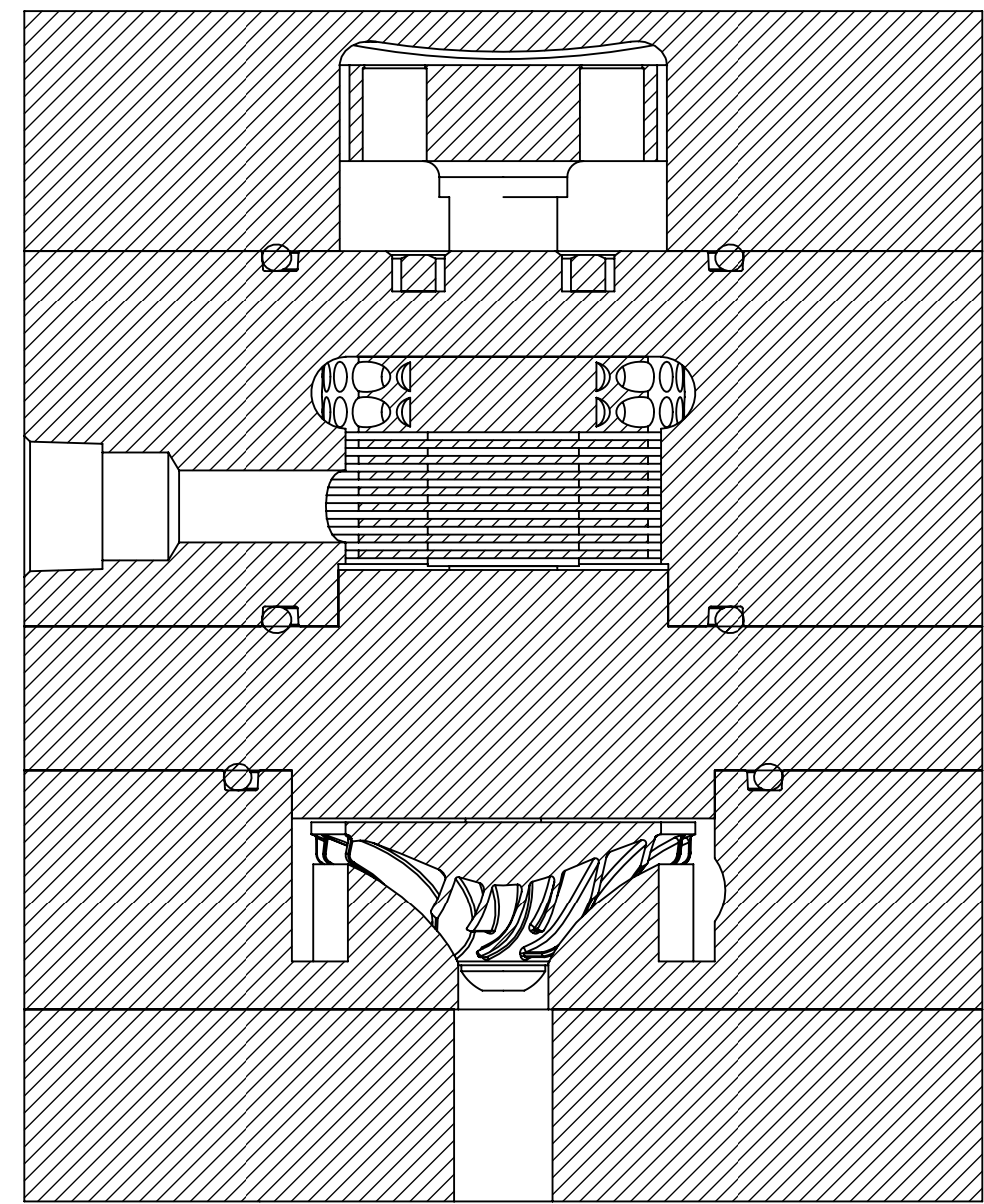
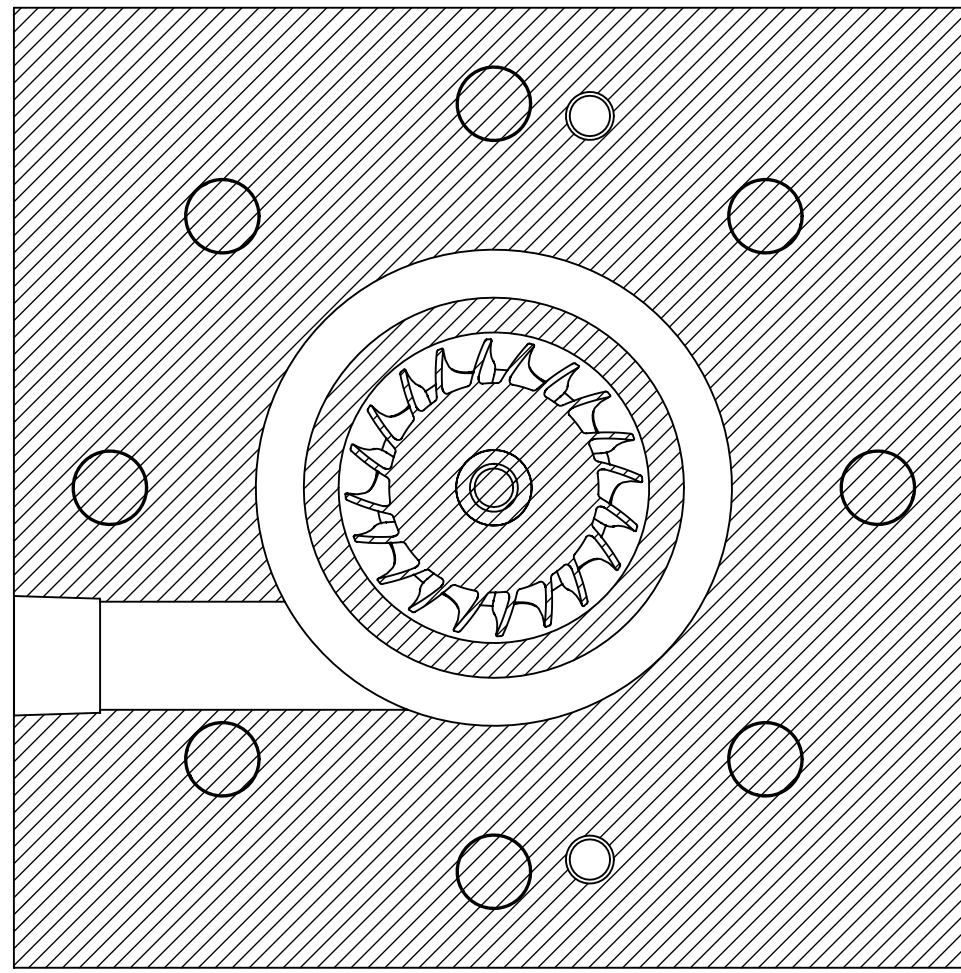


TOP VIEW
SCALE: 1:1

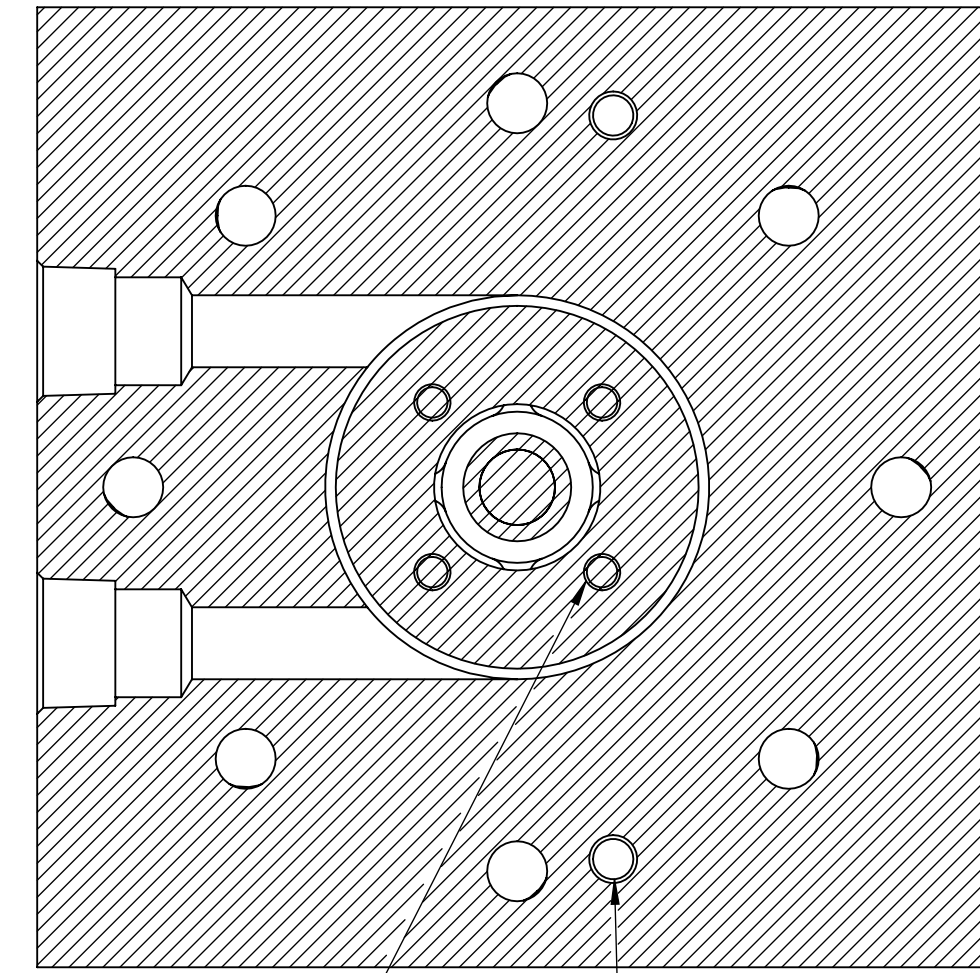
$\phi .562\text{in} [14.27\text{mm}] \nabla .750\text{in} [19.05\text{mm}]$
3/8 NPT
 $\checkmark \phi .735\text{in} [18.67\text{mm}] \times 90^\circ$, NEAR SIDE



SECTION C-C



SECTION D-D

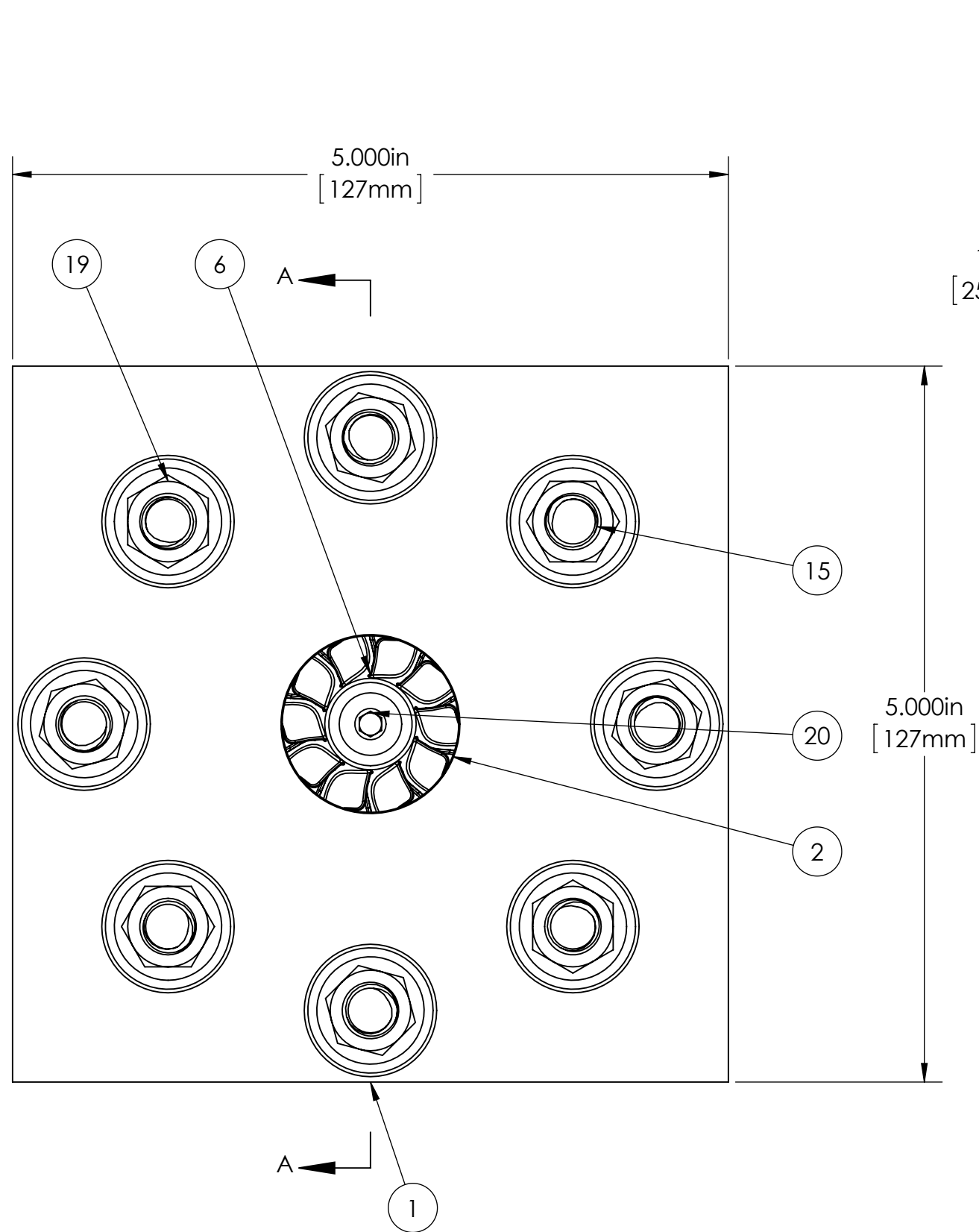


SECTION B-B

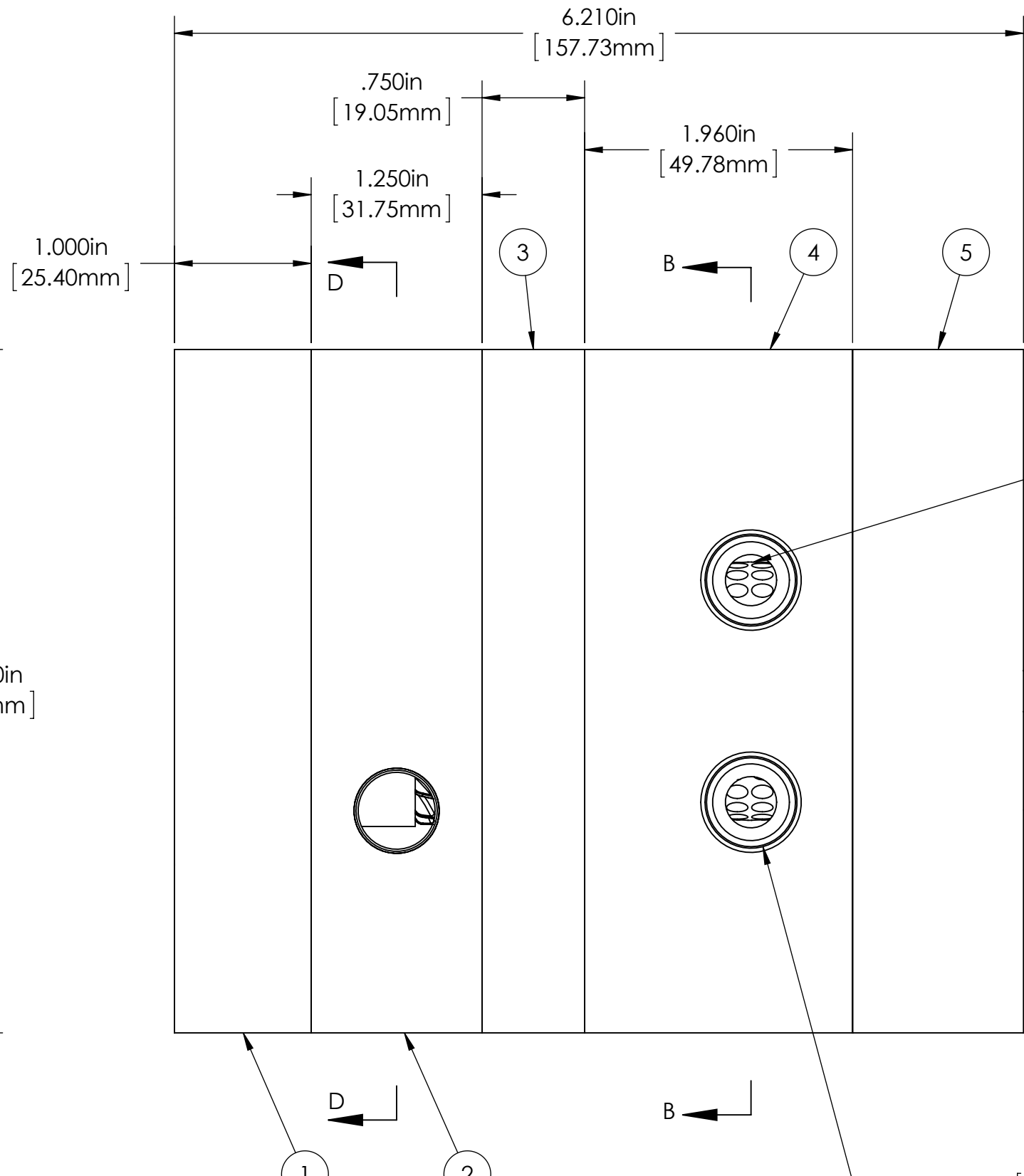
Notes:

1. - CAD is maintained and any discrepancy between Solid model dataset and supplied prints, the Solid model takes precedence.
2. - Material to be per part drawings.
3. - Shaft concentricity to Main bearing block bores to be .002"

ITEM NO.	PART NUMBER	DESCRIPTION	QTY.
1	2013 ITmicro front flange		1
2	2013 ITmicro Front exit block		1
3	2013 ITmicro front bearing block		1
4	2013 ITmicro pump block		1
5	2013 ITmicro back block		1
6	2013 ITmicro Radial Impeller noHex	2013 ITmicro Radial Impeller	1
7	2013 ITmicro cav disc	2013 ITmicro Cavitation Disc	1
8	2013 ITmicro Tesla Disc	2013 ITmicro Tesla Disc	8
9	2013 ITmicro Tesla Disc spacer	2013 ITmicro Tesla Disc Spacer	9
10	2013 ITmicro Turbine side coupler	2013 ITmicro turbine side coupler	1
11	2013 ITmicro Radial Shaft w-Pump	2013 ITmicro w/Pump Shaft	1
12	2013 ITmicro Shaft Bushing A	2013 ITmicro Shaft Bushing A	1
13	2013 ITmicro Shaft Bushing B	2013 ITmicro Shaft Bushing B	1
14	2013 ITmicro Shaft Bushing C	2013 ITmicro Shaft Bushing C	1
15	3-8-16--3--1-2in Double End Stud	Stud 3/8"-16Sz, 3-1/2" L O'all, 1-1/4" & 1-1/4" Thrd Lengths - MMC P/N 90281A638	8
16	3-8-16--1--3-4in Double End Stud	18-8 Stainless Steel Self-Locking Stud 3/8"-16 Thread, 1-3/4" Overall Length - MMC P/N 92386A630	8
17	DIN 625 SKF - SKF 61800	10x19x5 mm Full ceramic angular bearing	2
18	ASME B18.8.2 - 0.2502x1		8
19	serrated flange nut 95922A130	Grade 8 Steel Serrated-Flange Hex Locknut 3/8"-16 Thrd Sz, 9/16" Width, 11/32" O'all Height - MMC P/N 95922A130	16
20	SBHCSCREW 0.25-20x0.5-HX-N		2
21	HX-SHCS 0.19-32x0.625x0.625-N		4
22	B27.7M - 3BM1-19		2
23	AS568 - 230		2
24	AS568 - 233		1

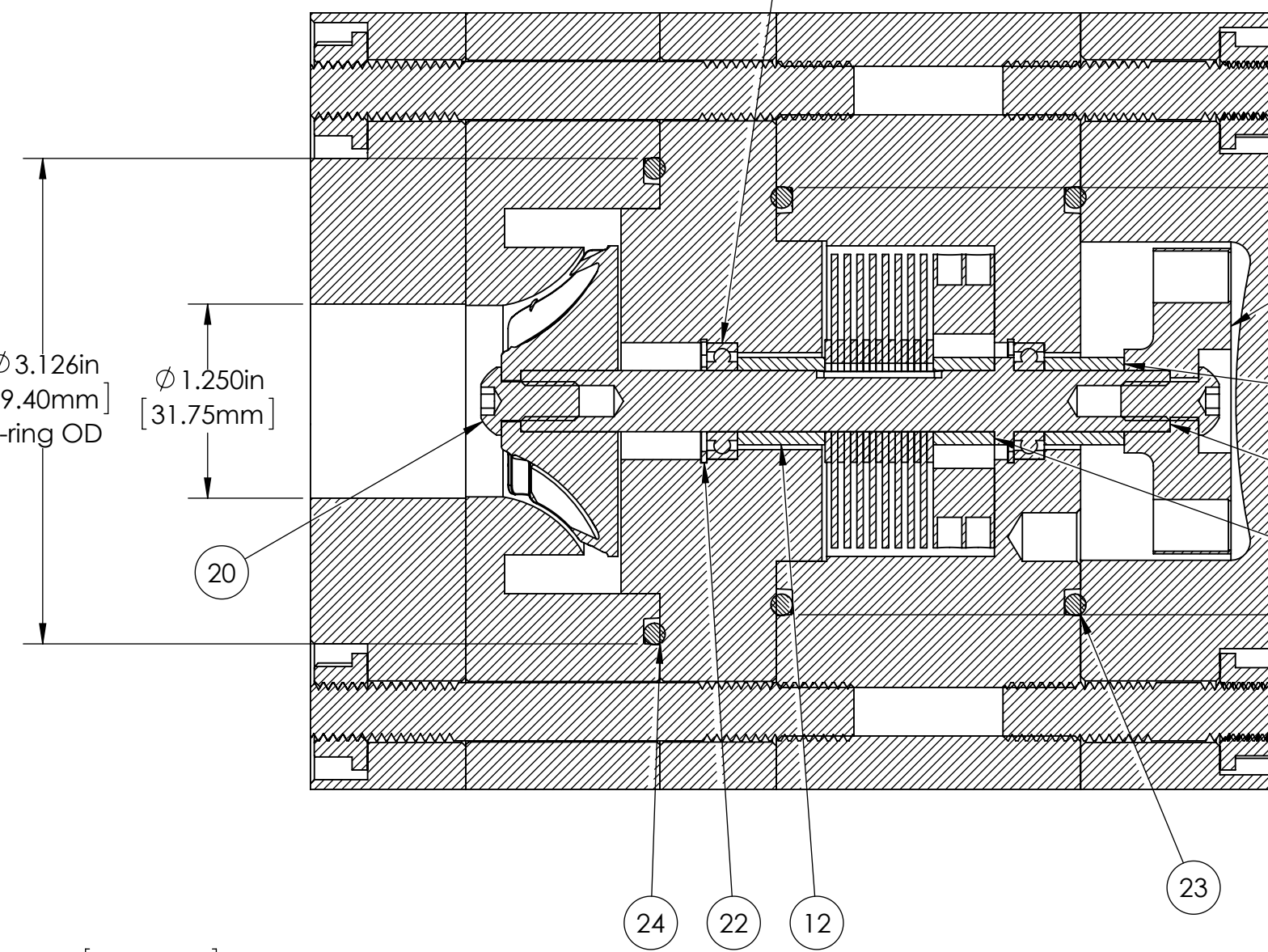


FRONT VIEW
SCALE: 1:1

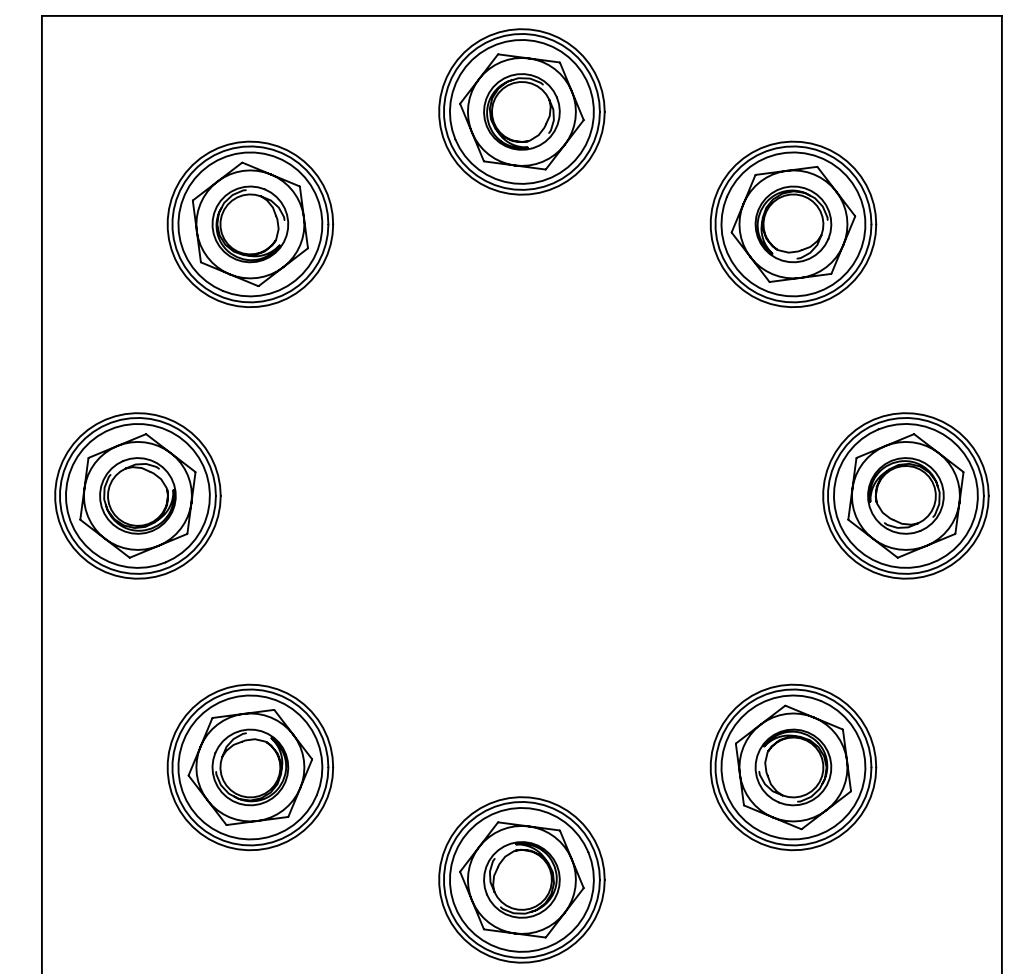


RIGHT VIEW
SCALE: 1:1

2X $\phi .562\text{in} [14.27\text{mm}] \nabla .750\text{in} [19.05\text{mm}]$
3/8 NPT



SECTION A-A



BACK VIEW
SCALE: 1:1

Copyright 2013 - Infinity Turbine, LLC - Turbine/Housing Covered Under Patents: 7146999, 7726331

PROPRIETARY AND CONFIDENTIAL
THE INFORMATION CONTAINED IN THIS DRAWING IS THE SOLE PROPERTY OF INFINITY TURBINE, LLC. ANY REPRODUCTION IN PART OR AS A WHOLE WITHOUT THE WRITTEN PERMISSION OF INFINITY TURBINE, LLC IS PROHIBITED.

UNLESS OTHERWISE SPECIFIED:		DRAWN	Eddie	02/02/2013
DIMENSIONS ARE IN INCHES		CHECKED		
TOLERANCES:		ENG APPR:		
FRACTIONAL ±		MFG APPR:		
ANGULAR MATCH ±		Q.A.		
BEND ±		COMMENTS:		
TWO PLACE DECIMAL ±				
THREE PLACE DECIMAL ±				
INTERPRET GEOMETRIC TOLERANCING PER:				
MATERIAL:				
NEXT ASSY	USED ON	FINISH		
APPLICATION				

INFINITY TURBINE

TITLE: 2013 ITmicro Radial w-Pump

SIZE DWG. NO. REV
D 2013 ITmicro Radial w-Pump

SCALE: 1:1 WEIGHT: SHEET 1 OF 1